

Crosscut / miter saw

KGZ 305 E I

With pull function - mobile and versatile



Article number ✓

5702306

Brand ✓

Holzstar

Availability ✓

In stock

Immediate delivery

Catalog directory ✓

Woodworking machinery » Chop saws /
Scroll saws » Crosscut / miter saws

Purchase ✓

Minimum 4 pc(s).




Delivery content ✓

- Saw blade
- Dust bag

Shipping informations ✓

| Packaging Metrics | | Weights | | Delivery | | Other | |
|-------------------|--------|---------|----------|----------|----------|---------|-----|
| Length | 715 mm | Gross | 24.55 kg | Delivery | Carrier | DualUse | ✗ |
| Width | 570 mm | Net | 20.3 kg | Content | 4 pc(s). | SCIP | n/a |
| Height | 10 mm | | | | | SVHC | No |

Root data ✓

| Country of origin | EAN | Custom number | Quantity unit |
|---|---------------|---------------|---------------|
|  China | 4036351345756 | 84659120 | pc(s). |


Description ✓

- With infinitely adjustable double mitre and double tilt as standard
- Base plate and turntable made of die-cast aluminum, compact, robust and easy to transport
- LED projection on the workpiece for precise control of the cutting position
- Adjustable stop rails on the right and left
- Laterally extendable support aids for longer workpieces
- Double adjustable cross-cut depth limiter
- Pull function for extended cutting range
- With screw clamp and clamping device for secure workpiece locking as standard
- Suction nozzle for dust collection bag or connection of an external suction unit

Manufacturer

Stürmer Maschinen GmbH
 Dr.-Robert-Pfleger-Str. 26, 96103 Hallstadt, Germany
info@stuermer-maschinen.de

Media informations ▼



Large cutting capacity



Adjustable stop rails and laterally extendable support aids on the right and left



Extremely precise light projection of the cutting edge



Extremely large cutting capacity

Technical data

| General features | | | |
|---------------------------------------|------------------------|-------------------------------|---------|
| Saw band speed | 5000 min ⁻¹ | Saw blade diameter | 305 mm |
| Extraction duct outside nominal width | 37 mm | Max. bevel angle range left | 45 ° |
| Max. bevel angle range right | 45 ° | | |
| Dimensions and weights | | | |
| Length (product) approx. | 800 mm | Width/depth (product) approx. | 710 mm |
| Height (product) approx. | 640 mm | Net weight approx. | 20.3 kg |
| Electrical Data | | | |
| Supply voltage | 230 V | Mains frequency | 50 Hz |
| Drive motor output | 2.0 kW | | |

| Cutting capacity | | | |
|---|--------------|---|--------------|
| Cutting capacity at 0° inclination / 0° mitre | 340 x 105 mm | Cutting capacity at -45° inclination / 0° mitre | 235 x 105 mm |
| Cutting capacity at +45° inclination / 0° mitre | 340 x 60 mm | Cutting capacity at 0° inclination / -45° mitre | 340 x 25 mm |
| Cutting capacity at -45° inclination / -45° mitre | 340 x 60 mm | Cutting capacity at +45° inclination / +45° mitre | 235 x 25 mm |

Equipment ▼

| | | | |
|------------|---|------------|------------|
| Soft start | ✓ | Stop rails | adjustable |
|------------|---|------------|------------|

Accessories ▼



Saw blade 300 x 3.2 x 30 mm, Z72 TF neg



Article number ▼
5260305

Availability ▼
In stock
Immediate delivery

Purchase ▼
Minimum 1 pc(s).

Price informations ▼



Saw blade 305 x 2.6 x 1.8 x 30 mm Z60 WZ




Article number ▼
5260306

Availability ▼
In stock
Immediate delivery

Purchase ▼
Minimum 1 pc(s).

Price informations ▼



Saw blade 305 x 30 x 3.2 mm Z48



Article number ▼
5267030

Availability ▼
In stock
Immediate delivery

Purchase ▼
Minimum 1 pc(s).

Price informations ▼

Prices on this data sheet are recommended retail prices, subject to change, in €, plus VAT at the statutory rate, plus packaging, shipping, transport, unloading, assembly and, if applicable, instruction costs. Sales prices of the dealers can deviate. No liability is accepted for printing errors, mistakes or incorrect presentation. Technical and optical changes are reserved. Illustration partly with optional accessories.