

lathe

OPTIturn TM 3610D

The lead screw and feed screw lathes impress with their sturdy design and easy handling

Article number ▼

3403035

Brand ▼

Optimum

Availability ▼

Order-related purchase

Catalog directory ▼

Metalworking machines » Lathes
conventional » OPTIturn TM 3610

Purchase ▼

Minimum 1 pc(s).




Delivery content ▼

- Three-jaw lathe chuck Ø 200 mm Camlock no. 5
- Fixed steady rest Ø 7 - Ø 102 mm
- Rotating steady rest Ø 10 - Ø 60 mm
- LED machine light
- Adapter MK 6-MK 4
- Non-rotating center point MK4
- Quick-change steel holder SWH 3-E
- Steel holder 20 x 100 type D for square chisel 18 mm
- Initial machine filling with quality oil
- Operating tool

Shipping informations ▼

Packaging Metrics		Weights		Delivery		Other	
Length	1,840 mm	Gross	518 kg	Delivery		DualUse	✗
Width	850 mm	Net	440 kg	Content	1 pc(s).	SCIP	n/a
Height	1,590 mm					SVHC	No

Root data ▼

Country of origin		EAN	Custom number	Quantity unit
	China	4030635050534	84581900	pc(s).


Description ▼

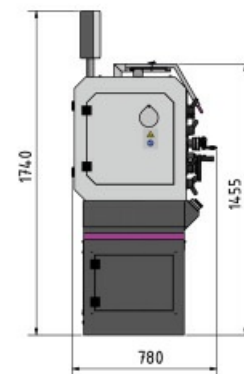
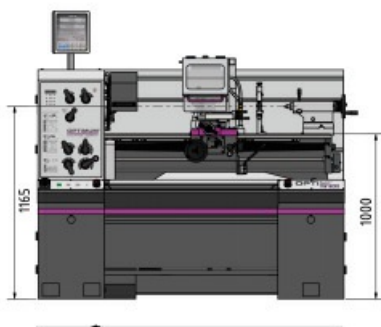

- Hardened and ground Z-axis guideway
- Guaranteed concentricity of the spindle nose ≤ 0.015 mm
- Spindle holder Camlock DIN ISO 702-2 No. 5
- Motor protection switch
- Main motor electrically braked
- Clockwise/anticlockwise rotation switchable on the bed slide
- Two-channel safety electronics
- Switch with life cycle calculation tested in accordance with EN ISO 13849
- Perfectly concentric main spindle guarantees high load capacity due to mounted precision tapered roller bearings
- With safety device to prevent simultaneous operation of tapping and feed mechanism
- Safety handwheels with disengagement function in the X and Z axes
- All gear wheels of the feed gear made of steel, hardened and ground, shafts on needle bearings All components are lubricated in an oil bath
- Simple feed operation
- One change gear position
- Switch cabinet more Optimum control
- Coolant pump with coolant tank and level indicator. Container can be removed for easy cleaning
- LED machine lamp in the machine housing
- Machine base in sturdy steel construction
- Emergency stop switch on right and left
- Lockable main switch
- Three-jaw lathe chuck included in the scope of delivery
- SWH included in scope of delivery

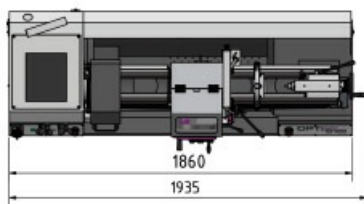
Manufacturer

Optimum Maschinen Germany GmbH
 Dr.-Robert-Pfleger-Str. 26, 96103 Hallstadt, Germany
info@optimum-maschinen.de

Media informations ▼








Technical data ▼

Dimensions and weights			
Length (product) approx.	1964 mm	Width/depth (product) approx.	869 mm
Height (product) approx.	1475 mm	Net weight approx.	608 mm
Work areas			
Max. height	180 mm	Max. width	1000 mm
Swing diameter above machine bed	360 mm	Swing diameter above planing slide	225 mm
Speed range			
Number of gears	8 Steps	Speed range	70 – 2400 min ⁻¹
Electrical Data			
Supply voltage	400 V	Mains frequency	50 Hz
Total rated value	2,2 kW		
Spindle			
Tool holder	SWH 3-E	Spindle chuck	Camlock DIN ISO 702-2 No. 5
Spindle bore	52 mm	Spindle cone	MT 6
Tailstock			
Tailstock chuck	MK 3	Tailstock quill stroke	120 mm
Tailstock quill diameter	42 mm		
Pitches			
Metric pitch	0,4 – 7 mm/rev	Number of metric pitches	26
Imperial pitch	56 – 4 Gg/1"	Number of imperial pitches	34
Travel			
Travel upper slide	100 mm	Travel cross slide	170 mm
Feed			
Longitudinal feed range	0,052 – 1,392 mm/rev	Number of longitudinal feeds	32
Flat feed range	0,014 – 0,38 mm/rev	Number of flat feeds	32

Accessories ▼



**OPTIMUM four-jaw lathe chuck Cast Camlock,
single clamping**
Ø 200 mm Camlock DIN ISO 702-2 No. 5


Article number ▼
3442880

Availability ▼
In stock
Immediate delivery

Purchase ▼
Minimum 1 pc(s).

Price informations ▼

OPTIMUM®
MASCHINEN - GERMANY



**BISON three-jaw lathe chuck Camlock casting
centre clamping**
Ø 200 mm Camlock DIN ISO 702-2 No. 5

Article number ▼
3450315

Availability ▼
In stock
Immediate delivery

Purchase ▼
Minimum 1 pc(s).

Price informations ▼

OPTIMUM®
MASCHINEN - GERMANY



**BISON four-jaw lathe chuck Cast Camlock
centric exciting**
Ø 200 mm Camlock DIN ISO 702-2 No. 5

Article number ▼
3450365

Availability ▼
In stock
Immediate delivery

Purchase ▼
Minimum 1 pc(s).

Price informations ▼

OPTIMUM®
MASCHINEN - GERMANY



Spare steel holder
20 x 100 type D

Article number ▼
3384304

Availability ▼
In stock
Immediate delivery

Purchase ▼
Minimum 1 pc(s).

Price informations ▼

OPTIMUM®
MASCHINEN - GERMANY



Spare steel holder
30 x 100 type H

Article number ▼
3384322

Availability ▼
In stock
Immediate delivery

Purchase ▼
Minimum 1 pc(s).

Price informations ▼

OPTIMUM®
MASCHINEN - GERMANY



Turning tool set
16 mm, 11 parts

Article number ▼
3441604

Availability ▼
In stock
Immediate delivery

Purchase ▼
Minimum 4 pc(s).

Price informations ▼

OPTIMUM®
MASCHINEN - GERMANY



Turning tool set HM 16 mm, 5-part

With carbide inserts

Article number ▼
3441668

Availability ▼
In stock
Immediate delivery

Purchase ▼
Minimum 1 pc(s).

Price informations ▼

OPTIMUM®
MASCHINEN - GERMANY



Turning tool set HM 16 mm, 5-part "Made in Germany"

Article number ▼
3441216

Availability ▼
In stock
Immediate delivery

Purchase ▼
Minimum 1 pc(s).

Price informations ▼

OPTIMUM®
MASCHINEN - GERMANY



Turning tool set HM 16 mm, 5-part

Article number ▼
3441610

Availability ▼
No stock available
Information:
Next availability
Expected on
calendar week
27/2025

Purchase ▼
Minimum 1 pc(s).

Price informations ▼

OPTIMUM®
MASCHINEN - GERMANY



Position stop Micro

Article number ▼
3441475

Availability ▼
In stock
Immediate delivery

Purchase ▼
Minimum 1 pc(s).

Price informations ▼

OPTIMUM®
MASCHINEN - GERMANY



Precision machine foot SEU1

Article number ▼
3352985

Availability ▼
In stock
Immediate delivery

Purchase ▼
Minimum 1 pc(s).

Price informations ▼

OPTIMUM®
MASCHINEN - GERMANY



Face plate Ø 330 mm Camlock DIN ISO 702-2 No. 5

Article number ▼
3442978

Availability ▼
In stock
Immediate delivery

Purchase ▼
Minimum 1 pc(s).

Price informations ▼

OPTIMUM®
MASCHINEN - GERMANY



Workplace mat

1840 x 940 mm


For the dry and wet area

Article number ▼
6800005

Availability ▼
In stock
Immediate delivery

Purchase ▼
Minimum 1 pc(s).

Price informations ▼



Workplace mat

1840 x 640 mm

For the dry and wet area

Article number ▼
6800000

Availability ▼
In stock
Immediate delivery

Purchase ▼
Minimum 1 pc(s).

Price informations ▼



Workplace mat

3040 x 940 mm

For the dry and wet area

Article number ▼
6800006

Availability ▼
No stock available
Information:
Next availability
Expected on
calendar week
27/2025

Purchase ▼
Minimum 1 pc(s).

Price informations ▼



Workplace mat

3040 x 640 mm

For the dry and wet area

Article number ▼
6800001

Availability ▼
In stock
Immediate delivery

Purchase ▼
Minimum 1 pc(s).

Price informations ▼



Prices on this data sheet are recommended retail prices, subject to change, in €, plus VAT at the statutory rate, plus packaging, shipping, transport, unloading, assembly and, if applicable, instruction costs. Sales prices of the dealers can deviate. No liability is accepted for printing errors, mistakes or incorrect presentation. Technical and optical changes are reserved. Illustration partly with optional accessories.