

Workplace lift table HT 300 M PSR



Article number ▼

5192315

Brand ▼

Holzkraft

Availability ▼

No stock available

Information:

Next availability

Expected on calendar week 18/2024

Catalog directory ▼

Woodworking machinery » Workshop

Equipment » Lifting tables

Purchase ▼


Minimum 1 pc(s).



Shipping informations ▼

Packaging Metrics		Weights		Delivery		Other	
Length	1,200 mm	Gross	85 kg	Delivery	Carrier	DualUse	✘
Width	740 mm	Net	85 kg	Content	1 pc(s).	SCIP	n/a
Height	400 mm					SVHC	No

Root data ▼

Country of origin	EAN	Custom number	Quantity unit
 Germany	4036351305637	84279000	pc(s).


Description ▼

- Allows a person to easily load plates onto the platform frame and pan from vertical to horizontal position
- Use on format or panel saws, on the shelf or on the way between the stations
- Swivel frame with two layer locking in vertical and horizontal position
- Adjustment of the frame to the desired working height by simply actuating the hydraulic unit via a foot lever
- Design principle with smooth-running scissor mechanism ensures that the platform can be lifted and lowered absolutely in parallel
- Stable support rollers on the lower support and several all-sided rollers ensure ergonomic smoothness
- Counterweight at the lower frame for safe standing and maximum stability when moving the table
- Operating pedal of the workstation table can be reached without restrictions
- Easy to manoeuvre thanks to four steering wheels with a diameter of 125 mm
- Two wheels equipped with locking
- Installation and disassembly of the plate swivel frame on the platform base frame with just a few simple steps

Media informations ▾

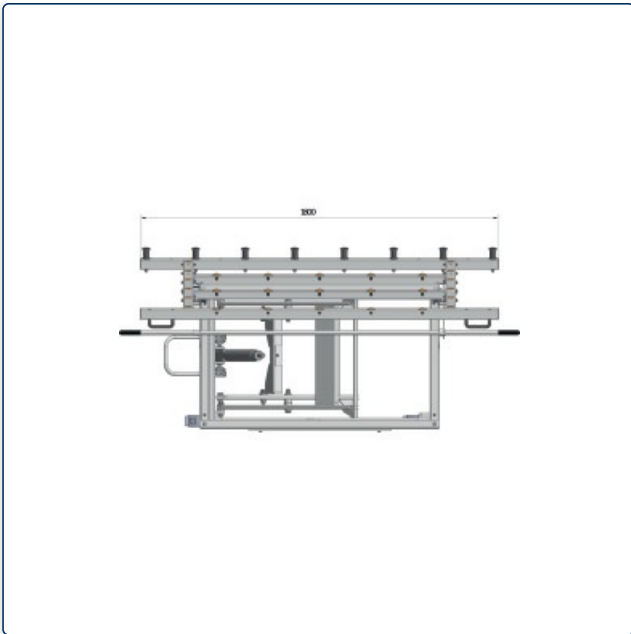


Foot-operated hydraulics for adjusting the table to the desired working height



Easy to maneuver due to four swivel castors, two castors equipped with brakes






Technical data ▼

General features			
Load-bearing capacity	0.3 t	Min. platform height	400 mm
Max. platform height	1010 mm		
Dimensions and weights			
Length (product) approx.	1200 mm	Width/depth (product) approx.	740 mm
Height (product) approx.	400 mm	Net weight approx.	80 kg
Rollers diameter	125 mm	Swiveling arm length	1500 mm
Swiveling arm width	1800 mm	Swiveling arm weight	10 kg

Set article ▼




Workplace lift table
HT 300 M PSR

Article number ▼ 6100315

Availability ▼ No stock available
Information:
Next availability
Expected on
calendar week
18/2024

Purchase ▼ Minimum 1 pc(s).

Price informations ▼



Prices on this data sheet are recommended retail prices, subject to change, in €, plus VAT at the statutory rate, plus packaging, shipping, transport, unloading, assembly and, if applicable, instruction costs. Sales prices of the dealers can deviate. No liability is accepted for printing errors, mistakes or incorrect presentation. Technical and optical changes are reserved. Illustration partly with optional accessories.