

## Construction circular saw BKS 500



Robust design for the daily requirements of extreme construction site use

### Article number ▼

5740500

### Brand ▼

Holzkraft

### Availability ▼

In stock  
Immediate delivery

### Catalog directory ▼

Woodworking machinery » Circular saw /  
Sliding table saws » Contractors saws

### Purchase ▼

Minimum 1 pc(s).




### Delivery content ▼

- Carbide saw blade Ø500mm Z44
- Foldable table extension 800 x 400mm
- Pendulum safety guard
- push stick
- push handle
- Tool for saw blade change

### Shipping informations ▼

Packaging Metrics		Weights		Delivery		Other	
Length	1,290 mm	Gross	119 kg	Delivery	Carrier	DualUse	✘
Width	830 mm	Net	103 kg	Content	1 pc(s).	SCIP	n/a
Height	590 mm					SVHC	No

### Root data ▼

Country of origin	EAN	Custom number	Quantity unit
 China	4036351228325	84659120	pc(s).

### Description ▼

- Optimum user safety due to the pendulum safety guard - fulfillment of the strictest requirements and approval by BG
- Transparent protective cover for an optimal view of the cutting line
- Angle-adjustable cross-cutting device with wedge-cutting gauge on round rod guided over maintenance-free plain bearings
- Aluminum rip fence with high and flat contact edge and eccentric clamping enables trimming of boards, cutting cuts, chamfer and angle cuts
- Foldable table extension for long workpieces
- Permanent cutting precision of the highest quality through powerful motor

#### Domestic equipments:

- Pendulum safety protective cover, transparent
- Stable, hinged tubular frame, galvanized and powder-coated
- Large, non-slip rubber foot plates
- Angle adjustable cross cutter with wedge cutter, hinged
- Aluminum rip fence with high and flat contact edge
- Table extension (800 x 400 mm), hinged
- Big crane eyes
- phase inverter
- Brackets for aluminum rip fence and assembly tool

#### Media informations ▼



#### Technical data ▼


Dimensions and weights			
Length (product) approx.	1870 mm	Width/depth (product) approx.	810 mm
Height (product) approx.	1170 mm	Net weight approx.	103 kg
Extraction port			
Extraction port diameter bottom	50/95 mm		
Electrical Data			
Supply voltage	400 V	Mains frequency	50 Hz
Absorbed power drive motor	4.2 kW	Delivery power	3.3 kW
Protection class drive motor	IP 54	Duty type drive motor	S6 40%
Efficiency class drive motor	IE3	Total current draw	7.1 A
Sliding carriage and table			

Table length	1000 mm	Table width	660 mm
Work height	850 mm		
<b>Circular saw unit</b>			
Max. cutting height 90°	150 mm	(Main) saw blade diameter	500 mm
(Main) saw blade speed	2800 mm		


## Equipment ▼

Table lengthening	✓	Saw blade cover	✓
-------------------	---	-----------------	---

## Accessories ▼



**Cut-to-size alternating teeth circular saw blade**  
**KSB-WZ 500/44**  
Highest quality level especially for industrial applications on stationary machines



**Article number** ▼  
5740505

**Availability** ▼  
In stock  
Immediate delivery

**Purchase** ▼  
Minimum 1 pc(s).

**Price informations** ▼

Prices on this data sheet are recommended retail prices, subject to change, in €, plus VAT at the statutory rate, plus packaging, shipping, transport, unloading, assembly and, if applicable, instruction costs. Sales prices of the dealers can deviate. No liability is accepted for printing errors, mistakes or incorrect presentation. Technical and optical changes are reserved. Illustration partly with optional accessories.