

Crosscut / miter saw

KGZ 210 E

With pull function - mobile and versatile



Article number ▼

5702210

Brand ▼

Holzstar

Availability ▼

In stock
Immediate delivery

Catalog directory ▼

Woodworking machinery » Chop saws /
Scroll saws » Crosscut / miter saws

Purchase ▼

Minimum 1 pc(s).



Delivery content ▼

- Hold-down clamp
- Dust collection bag
- Sawblade

Shipping informations ▼

Packaging Metrics		Weights		Delivery		Other	
Length	650 mm	Gross	12 kg	Delivery	Delivery service	DualUse	✘
Width	450 mm	Net	11 kg	Content	1 pc(s).	SCIP	n/a
Height	380 mm					SVHC	No

Root data ▼


Country of origin	EAN	Custom number	Quantity unit
China	4036351261063	84659120	pc(s).

Description ▼

- Infinitely adjustable double mitre and tilt to the left
- Base plate and rotary table made of die-cast aluminium, at the same time compact, robust and easily transportable
- Laser projection on the workpiece for precise control of the cutting position
- Laterally extendable support aids for longer workpieces
- Double adjustable cross-cut depth limiter
- Pull function for extended cutting range
- Standard with hold-down clamp for safe workpiece locking
- Extraction connection for dust collection bag or connection of an external extraction system

Media informations






Dual adjustable chop depth limiter



Laterally extendable support aids right and left



Adjustable stop rails as well as laterally extendable support aids right and left



Mitre steplessly adjustable by 45° on both sides



To the left 45° steplessly adjustable inclination


Technical data ▼

General features			
Saw band speed	4500 min ⁻¹	Saw blade diameter	210 mm
Sound pressure level	93.6 dB(A)	Sound power level	106.6 dB(A)
Vibration emission value	4.58 m/s ²	Extraction duct outside nominal width	32.5 mm
Max. bevel angle range left	45 °	Max. mitre left	45 °
Max. mitre right	45 °		
Dimensions and weights			
Length (product) approx.	650 mm	Width/depth (product) approx.	450 mm
Height (product) approx.	430 mm	Net weight approx.	10.5 kg
Electrical Data			
Supply voltage	230 V	Mains frequency	50 Hz
Drive motor output	1,5 kW		
Cutting capacity			
Cutting capacity at 0° inclination / 0° mitre	220 x 70 mm	Cutting capacity at -45° inclination / 0° mitre	155 x 70 mm
Cutting capacity at 0° inclination / -45° mitre	220 x 35 mm	Cutting capacity at -45° inclination / -45° mitre	155 x 35 mm


Equipment ▼

Stop rails	fixed	
------------	-------	--

Accessories ▼



Saw blade
210 x 30 x 2.6 mm Z24



Article number ▼
5267021

Availability ▼
In stock
Immediate delivery

Purchase ▼
Minimum 1 pc(s).

Price informations ▼

Prices on this data sheet are recommended retail prices, subject to change, in €, plus VAT at the statutory rate, plus packaging, shipping, transport, unloading, assembly and, if applicable, instruction costs. Sales prices of the dealers can deviate. No liability is accepted for printing errors, mistakes or incorrect presentation. Technical and optical changes are reserved. Illustration partly with optional accessories.