

Woodbandsaw

HBS 533 S

In heavy professional design with saw band quick release system for the professional user

Article number ▼

5155313

Brand ▼

Holzskraft

Availability ▼

In stock
Immediate delivery

Catalog directory ▼

Woodworking machinery » Bandsaws »
HBS S

Purchase ▼


Minimum 1 pc(s).



Shipping informations ▼

Packaging Metrics		Weights		Delivery		Other	
Length	970 mm	Gross	305 kg	Delivery	Carrier	DualUse	✘
Width	680 mm	Net	273 kg	Content	1 pc(s).	SCIP	n/a
Height	2,160 mm					SVHC	No

Root data ▼

Country of origin	EAN	Custom number	Quantity unit
 Taiwan	4036351004271	84659110	pc(s).

Description ▼

- Heavy professional design with high dead weight for maximum smoothness Especially quiet and precise running thanks to torsion-free machine housing
- Large dimensioned cast iron saw table, one piece, swiveling from 0 ° to + 45 ° with ground and polished surface
- Patented table tilt device with handwheel and rack
- Sägebandschnellspannung
- Precision Sägebandrollenführung
- Large font rip fence
- Fast and precise cutting height adjustment via handwheel and rack with millimeter scale
- Safety switch for automatic shutdown when opening the door
- Large font rip fence
- Standard with angle stop
- Table tilt via rack and handwheel

Room amenities:

Quick release system

- Eccentric quick release lever
- The voltage setting is not changed
- With integrated saw band tension indicator

Cutting height adjustment

- Fast and precise cutting height adjustment via handwheel and rack with millimeter scale

laser device

- Standard with laser device for fast and precise display of the cutting line

Stable rip fence

- Rip fence made of gray cast iron
- With quick clamping and easy-to-read millimeter scale

Precision guide above

- Precision 3-reed saw band guide with guide rollers
- With fine adjustment

Precision guide below

- The bottom saw band guide is also equipped with precision guide rollers and fine adjustment

Display of saw blade tension

- Display of saw blade tension integrated in the machine frame for different saw blade widths
- Easy to read from the operator side

Patented professional saw table guide

- The heavy, solid gray cast iron saw table is easily and conveniently adjusted via a hand wheel rack guide
- The inclination is infinitely adjustable from 0 ° to 45 °

Saw table on double rocker mount

- The gray cast iron saw table is mounted on a double rocker mount.
- Easy and quick fixation of the set tilt angle via quick tension

angle stop

- Standard with angle stop
- Infinitely adjustable from -60 ° to + 60 °
- Grid points at 0 °, -45 ° and + 45 °

Media informations ▼






Cutting height adjustment

Fast and precise cutting height adjustment via hand wheel and gear rack with millimetre scale



Quick clamping system

- Eccentric quick clamping lever
- The basic tension setting is not changed
- With integrated saw blade tension indicator



Patented professional saw table guide

- The heavy, massive saw table made of cast iron is easily and comfortably moved around the machine, adjusted via a handwheel rack and pinion guide
- inclination infinitely variable from 0° to 45°



Laser device

Standard with laser device for fast and precise display of the cutting line




Rip fence

- Stable rip fence made of grey cast iron
- With quick clamping and easily readable millimetre scale



Precision guide on top

- High-quality saw blade guide
- With fine adjustment



Precision guide below

The lower saw blade guide is also equipped with precision guide rollers and fine adjustment




saw blade tension

- Display of saw blade tension for different saw blade widths integrated in the machine frame
- Easy to read from the operator's side



Double rocker support

- The cast iron saw table is mounted on a double rocker support
- Simple and fast fixing of the set tilt angle via quick release



angle stop

- standard with angle stop
- Continuously adjustable from -60° to $+60^\circ$
- grid points at 0° , -45° and $+45^\circ$

Technical data ▼

Dimensions and weights			
Length (product) approx.	998 mm	Width/depth (product) approx.	740 mm
Height (product) approx.	1987 mm	Net weight approx.	273 kg
Extraction port			
Extraction port diameter	2 x 120 mm		
Work top(s)			
Work table length	750 mm	Work table width	530 mm
Work table height	900 mm	Work table pivot	0 – 45 °
Work table pivot explanation	For safety reasons, a holding device / stop must be fitted from 20° to prevent the wood from slipping!		
Electrical Data			
Supply voltage	400 V	Mains frequency	50 Hz
Delivery power	4.1 kW		
Cutting ranges			
Max. cutting height 90°	350 mm	Max. cutting width with stop	465 mm
Max. cutting width without stop	510 mm		
Saw band			
Saw band speed(s)	1400 m/min	Flywheel diameter	530 mm
Saw band length	4190 mm	Saw band guide	Precision guide top and bottom

Accessories ▼



Leveling plate SE 1

Article number ▼
3381012

Availability ▼
In stock
Immediate delivery

Purchase ▼
Minimum 20 pc(s).

Price information ▼

OPTIMUM[®]
MASCHINEN - GERMANY



Saw band SBA4190X10X0,5MM


Article number ▼
5160535

Availability ▼
In stock
Immediate delivery

Purchase ▼
Minimum 1 pc(s).

Price information ▼

holzkraft[®]
Holzbearbeitungsmaschinen



Saw band SBA4190X16X0,5MM


Article number ▼
5160536

Availability ▼
In stock
Immediate delivery

Purchase ▼
Minimum 1 pc(s).

Price information ▼

holzkraft[®]
Holzbearbeitungsmaschinen



Saw band SBA4190X20X0,5MM


Article number ▼
5160537

Availability ▼
In stock
Immediate delivery

Purchase ▼
Minimum 1 pc(s).

Price information ▼

holzkraft[®]
Holzbearbeitungsmaschinen



Saw band SBA4190X25X0,5MM


Article number ▼
5160538

Availability ▼
In stock
Immediate delivery

Purchase ▼
Minimum 1 pc(s).

Price information ▼

holzkraft[®]
Holzbearbeitungsmaschinen



Saw band set SBASET4190MM3T

Article number ▼
5160540

Availability ▼
In stock
Immediate delivery

Purchase ▼
Minimum 1 pc(s).

Price information ▼

holzkraft[®]
Holzbearbeitungsmaschinen

Prices on this data sheet are recommended retail prices, subject to change, in €, plus VAT at the statutory rate, plus packaging, shipping, transport, unloading, assembly and, if applicable, instruction costs. Sales prices of the dealers can deviate. No liability is accepted for printing errors, mistakes or incorrect presentation. Technical and optical changes are reserved. Illustration partly with optional accessories.

