

Lathe

OPTIturn TU 2506 (400 V)

Leading screw lathes with feed gear for the demanding user. TU 2506V with electronically adjustable speed

Article number ▼

3425003


Brand ▼

Optimum

Catalog directory ▼

Metalworking machines » Lathes
conventional » OPTIturn TU 2506 / TU
2506V

OPTIMUM[®]
MASCHINEN - GERMANY



Shipping informations ▼

Packaging Metrics		Weights		Delivery		Other	
Length	1,200 mm	Gross	156 kg	Delivery	Carrier	DualUse	✘
Width	560 mm	Net	138 kg	Content	1 pc(s).	SCIP	n/a
Height	580 mm					SVHC	No



Description ▼

- Precisely manufactured
- Powerful, maintenance-free engine
- Hardened and ground Z-axis guideway
- Guaranteed concentricity of the spindle nose ≤ 0.009 mm
- Concentricity on the lathe chuck ≤ 0.04 mm
- Lead screw for thread cutting or automatic longitudinal turning
- Leadscrew stored in two sintered bearings
- All guides can be adjusted by wedge strips
- Right / left rotation in the control panel switchable
- Rolled trapezoid spindles
- Thrust bearing
- Tapered roller bearings in P5 quality
- Hardened main spindle mounted in adjustable precision tapered roller bearings
- Hardened spindle nose with $\varnothing 26$ mm spindle bore
- Handwheels on the carriage with adjustable fine scale 0.04 / 0.01 mm
- Upper slide on cross slide slidable
- Chip protection on the upper slide
- Heavily ribbed prism bed made of gray cast iron, inductively hardened and precision ground
- Tailstock for taper turning ± 5 mm adjustable
- Tailstock quill and handwheel with adjustable fine scale 0.02 mm
- Quick, easy and tool-free adjustment of the tailstock by a clamping lever
- Emergency stop impact switch
- Quadruple tool holder
- 3-jaw lathe chuck in the standard scope of delivery
- Change gear set in the standard scope of delivery for thread cutting
- Fully equipped, allowing the user to be productive immediately after commissioning
- TU 2506VB: Speed change easily adjustable via potentiometer

Delivery content ▼


- Three-jaw lathe chuck $\varnothing 125$ mm, centrally exciting
- Fixed centering point MK 2 and MK 4
- Quadruple tool holder 12 mm
- HSS lathe tool
- Bulkhead
- Chip pan
- Change gear set
- Operating tool

Media informations ▼



Machine bed

- Prepared for measuring system assembly of the X, Z and Z0 axes



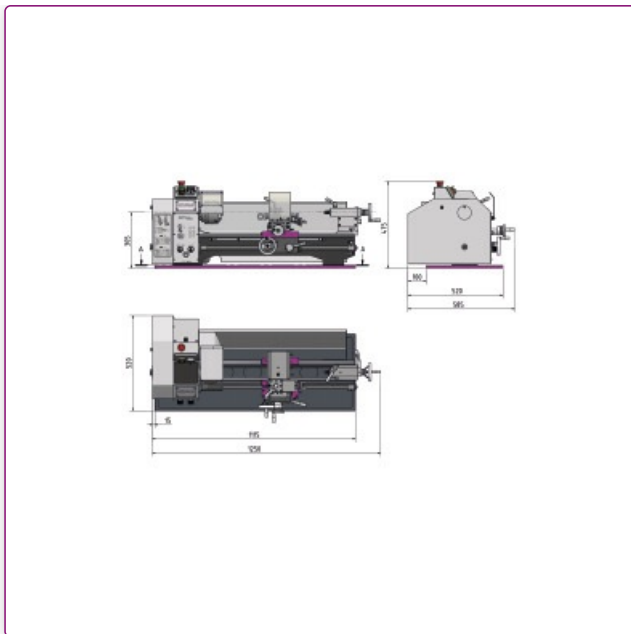
Tailstock

- for taper turning ± 5 mm adjustable
- Tailstock quill and handwheel with adjustable fine scaling 0.02 mm
- Quick, easy and toolless adjustment of the tailstock by means of clamping lever



Lathe chuck and protection

- Lathe chuck guard with position switch
- Three-jaw lathe chuck $\varnothing 125$ mm, centric clamping in standard scope of delivery



Technical data ▼

Dimensions and weights			
Length (product) approx.	1250 mm	Width/depth (product) approx.	585 mm
Height (product) approx.	475 mm	Net weight approx.	138 kg
Work areas			
Max. height	125 mm	Max. width	550 mm
Swing diameter above machine bed	246 mm	Swing diameter above planing slide	149 mm
Bed width	134 mm		
Speed range			
Number of gears	6 Steps	Speed range	125 – 2000 min ⁻¹
Electrical Data			
Drive motor output	0,75 kW	Supply voltage	400 V
Mains frequency	50 Hz		
Spindle			
Spindle chuck	short taper	Spindle bore/rod passage diameter	26 mm
Spindle cone	MT 4	Tool holder max. chuck height	12 mm
Tailstock			
Tailstock chuck	MK 2	Tailstock quill stroke	65 mm
Tailstock quill diameter	30 mm		
Pitches			
Metric pitch	0,2 – 4 mm/rev	Number of metric pitches	21
Imperial pitch	56 – 8 Gg/1"	Number of imperial pitches	21
Travel			
Travel upper slide	70 mm	Travel cross slide	110 mm
Travel carriage saddle	550 mm		
Feed			
Longitudinal feed range	0,07 – 0,4 mm/rev	Number of longitudinal feeds	6

Accessories ▼




Four-jaw lathe chuck, individually clamping

Ø 125 mm

Article number ▼

3442874

OPTIMUM[®]
MASCHINEN - GERMANY



Four-jaw lathe chuck, concentric clamping

Ø 125 mm

Article number ▼

3442812

OPTIMUM[®]
MASCHINEN - GERMANY



Chuck flange

Ø 125 mm short taper

Article number ▼

3441312

OPTIMUM[®]
MASCHINEN - GERMANY




Face plate

Ø 240 mm for TU2506 / TU2807

Article number ▼

3441352

OPTIMUM[®]
MASCHINEN - GERMANY



Quick change tool kit


SWH 1 - A

Repeat accuracy 0.01 mm

Article number ▼

3384301

OPTIMUM[®]
MASCHINEN - GERMANY



Factory assembly

SWH 1-A

Article number ▼

9000401

OPTIMUM[®]
MASCHINEN - GERMANY



Spare steel holder

20x90 type D

Article number ▼

3384302

OPTIMUM[®]
MASCHINEN - GERMANY



Spare steel holder
20 x 85 type H, for round chisel

Article number ▼
3384321

OPTIMUM[®]
MASCHINEN - GERMANY



Turning tool set
10 mm, 11-part

Article number ▼
3441602

OPTIMUM[®]
MASCHINEN - GERMANY



Turning tool set
12 mm, 11-part

Article number ▼
3441603

OPTIMUM[®]
MASCHINEN - GERMANY



Turning tool set
HM 12 mm, 5-part "Made in Germany"

Article number ▼
3441212

OPTIMUM[®]
MASCHINEN - GERMANY



Fixed bezel
for TU 2506 / TU 2506V

Article number ▼
3441315

OPTIMUM[®]
MASCHINEN - GERMANY



Rotating bezel
Ø max. 34 mm for TU 2506 / TU 2406

Article number ▼
3441310

OPTIMUM[®]
MASCHINEN - GERMANY



Collet set
ER 32, Ø 1 - 16 mm

Article number ▼
3441122

OPTIMUM[®]
MASCHINEN - GERMANY



Collet chuck
ER 32 Ø 52 mm short taper

Article number ▼
3441306

OPTIMUM®
MASCHINEN - GERMANY



Substructure
MST 1

Article number ▼
3440409

OPTIMUM®
MASCHINEN - GERMANY



Digital position indicator
DRO 5

Digital 3-axis position indicator for milling machines and lathes with speed display

Article number ▼
3383975


OPTIMUM®
MASCHINEN - GERMANY



Magnetic tape
OMB10 for DRO5 1100 mm

Article number ▼
3383978

OPTIMUM®
MASCHINEN - GERMANY



Factory assembly
MPA 3/4/DRO5

Article number ▼
9000420


OPTIMUM®
MASCHINEN - GERMANY



Turning tool set
HM 10 mm, 5-part

Article number ▼
3441664

OPTIMUM®
MASCHINEN - GERMANY



Turning tool set
HM 12 mm, 5-part

Article number ▼
3441666

OPTIMUM®
MASCHINEN - GERMANY



Internal turning set
10 mm

Article number ▼
3441640

OPTIMUM®
MASCHINEN - GERMANY



Internal turning set
12 mm

Article number ▼
3441641

OPTIMUM®
MASCHINEN - GERMANY



Center drill set
10tlg. 0.75-4.5 mm HSS

Article number ▼
3203010

OPTIMUM®
MASCHINEN - GERMANY



Twist drill HSS with Morse taper
MT 2

Article number ▼
3051002

OPTIMUM®
MASCHINEN - GERMANY



Collet chuck
ER 25, Ø 52 mm, cylindrical

Article number ▼
3441305

OPTIMUM®
MASCHINEN - GERMANY



Revolving centering point MT 2

Article number ▼
3440702

OPTIMUM®
MASCHINEN - GERMANY



Revolving centering point MK2 - with exchangeable tips

Article number ▼
3440732

OPTIMUM®
MASCHINEN - GERMANY



Revolving centering point MT 2

Article number ▼
3451002

OPTIMUM®
MASCHINEN - GERMANY



Collet set ER 25, Ø 1-16 mm

Article number ▼
3441109

OPTIMUM®
MASCHINEN - GERMANY



Universal coolant device 230 V

Article number ▼
3351999

OPTIMUM®
MASCHINEN - GERMANY



Leveling plate SE 1

Article number ▼
3381012

OPTIMUM®
MASCHINEN - GERMANY



Vibration damper machine foot SE 55

Article number ▼
3352981

OPTIMUM®
MASCHINEN - GERMANY