


A TYPE



B TYPE


## WATER-PROOF TYPE

- Center shaft is made of SUJ2 material under vacuum heating treatment to provide higher rigidity (HRC60°±2°) and satisfied wear-resistance.
  - Center is constituted by dual ball bearing. Thrust bearing & needle roller bearing assembly.
  - Applicable to high-speed lathe & NC lathe with heavy load water-proof.
- ※ B Type is applicable in the metal workings on small workpieces.


Unit:mm

ORDER NO.	TYPE	A	B	C	D	D1	b	L	d1	Accuracy	Speed Max R.P.M.	θ	G.W. weight kgs	PACKING LxWxH	CODE NO.
VLC-MT3A	MT3A	39	55	86	53	30	-	180	12	0.005	4000	60°	1.3	240 x 70 x 61	5001-020
VLC-MT4A	MT4A	42	62	108	63	32	-	212	12	0.005	3000	60°	2.2	253 x 92 x 80	5001-021
VLC-MT5A	MT5A	57	71	136	83	40	-	264	18	0.005	2500	60°	4.5	303 x 108 x 101	5001-022
VLC-MT6A	MT6A	80	115	139	128	70	-	384	-	0.008	1500	60°	15.6	410 x 177 x 168	5001-023
VLC-MT3B	MT3B	45	55	86	53	30	10	186	12	0.005	4000	60°	1.4	240 x 70 x 61	5001-024
VLC-MT4B	MT4B	52	62	108	63	32	12	222	12	0.005	3000	60°	2.2	253 x 92 x 80	5001-025
VLC-MT5B	MT5B	67	71	136	83	40	14	274	18	0.005	2500	60°	4.5	303 x 108 x 101	5001-026

# High-Load NC Live Center



A TYPE



B TYPE

- Shaft uses material SUJ2: through vacuum heat treatment, it is even more durable, hardness is as high as (HRC60°±2°) and satisfied wear-resistance.
  - Front end is constituted by SKF angular contact ball bearing & thrust ball bearing. middle & rear ends are comprised of needle roller bearing assembly.
  - These centers are suitable for NC lathe at high-speed & heavy-load operation, water-proof.
- ※ B Type is applicable in the metal workings on small workpieces.

Unit:mm

ORDER NO.	A	B	C	D	D1	b	L	d1	Accuracy	Speed Max R.P.M.	θ	G.W. weight kgs	PACKING LxWxH	CODE NO.
VCF-MT3A	38	50	86	53	30	-	174	12	0.003	5000	60°	1.3	240 x 70 x 61	5001-030
VCF-MT4A	45	60	108	68	32	-	213	12	0.003	4500	60°	2.4	253 x 92 x 80	5001-031
VCF-MT5A	52	70	136	87	40	-	258	18	0.003	3000	60°	5	303 x 108 x 101	5001-032
VCF-MT3B	52	50	86	53	25	10	188	12	0.003	5000	60°	1.3	240 x 70 x 61	5001-033
VCF-MT4B	55	60	108	68	32	12	223	12	0.003	4500	60°	2.4	253 x 92 x 80	5001-034
VCF-MT5B	67	70	136	87	40	14	273	18	0.003	3000	60°	5	303 x 108 x 101	5001-035